



# *Porcelain and Bone China*



*Sasha Wardell*

SPLIT MOULDING A VASE BY ANDREAS STEINEMANN.




1. Model is first made from paper/card.

2. Final model is made from waste mould.

3. Production of casting mould with metal 'split' sheets in place. Consists of four to eight pieces; seams are split open to avoid seam lines.

4. Finished mould with cast inside.

5. Mould is removed segment by segment.



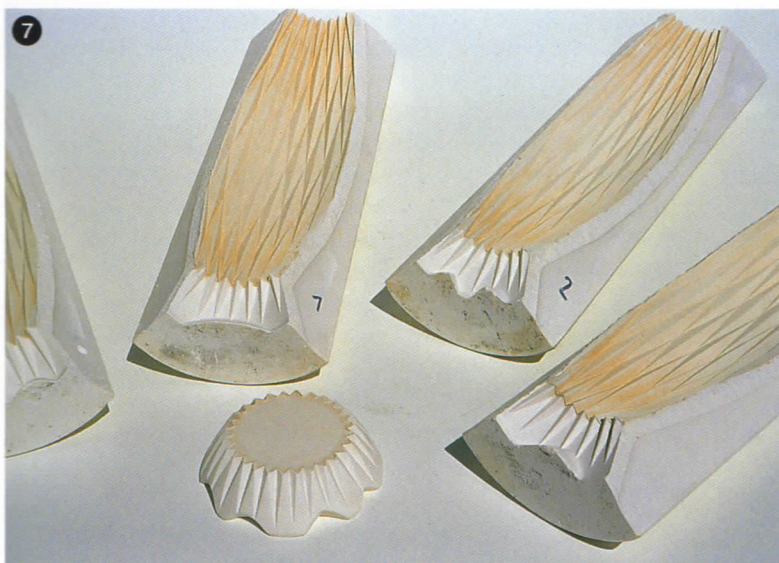


6. Resulting cast.

7. Mould segments.

8. Setter and mould.

9. Finished cast and setter.



*Folded vase by Andreas Steinemann.  
(42cm h.) Slip cast bone china.  
Fired to 1250°C. 2002. (Photo:  
Marlen Perez)*





*Porcelain vase with inlaid decoration  
by Andreas Steinemann. (30cm h.) 1999.*